

Fencing Africa's protected areas: Costs, benefits, and management issues

Adam Pekor^{a,*}, Jennifer R.B. Miller^{b,c}, Michael V. Flyman^d, Samuel Kasiki^e, M. Kristina Kesch^{f,g}, Susan M. Miller^h, Kenneth Uisebⁱ, Vincent van der Merve^{i,k}, Peter A. Lindsey^{b,l,m,n}

^a Department of Ecology, Evolution and Environmental Biology, Columbia University, New York, NY 10027, USA

^b Panthera, New York, NY 10018, USA

^c Department of Environmental Science, Policy, & Management, University of California-Berkeley, Berkeley, CA 94720, USA

^d Botswana Department of Wildlife and National Parks, Gaborone, Botswana

^e Kenya Wildlife Service, Nairobi, Kenya

^f Wildlife Conservation Research Unit, Department of Zoology, University of Oxford, Tubney OX13 5QL, UK

^g Department of Animal Ecology and Conservation, University of Hamburg, Germany

^h FitzPatrick Institute of African Ornithology, DST-NRF Centre of Excellence, University of Cape Town, Cape Town, South Africa

ⁱ Namibia Ministry of Environment and Tourism, Windhoek, Namibia

^j Endangered Wildlife Trust, Johannesburg, South Africa

^k Institute for Communities and Wildlife in Africa, University of Cape Town, South Africa

^l Wildlife Conservation Network, San Francisco, CA 94107, USA

^m Mammal Research Institute, Department of Zoology & Entomology, University of Pretoria, Pretoria, South Africa

ⁿ Environmental Futures Research Institute, Griffith University, Queensland, Australia

ABSTRACT

The fencing of protected areas (PAs) is highly controversial, and much remains unknown about the associated financial, ecological, and social impacts. We surveyed experts on 63 fenced and 121 unfenced PAs across 23 African countries to assess the advantages and drawbacks of fencing. Where fences exist, they are largely supported and widely viewed as effective at demarcating PA boundaries and mitigating human-wildlife conflicts. However, most fences were insufficiently funded, which limited their ability to contain conflict-prone species like elephants and lions. Fences were also frequently vandalised and caused numerous conflicts with local communities. We documented for the first time the distribution of and support for fencing in PAs across Africa. While fencing is largely limited to Southern Africa and East Africa, support for fencing is greatest in West Africa and is associated with high human and livestock densities, and high threats from bushmeat harvesting, livestock encroachment, and logging.

1. Introduction

The use of fencing in Africa's protected areas (PAs) has sparked considerable discussion and debate in recent years (Ferguson and Hanks, 2010; Somers and Hayward, 2012; Packer et al., 2013a; Creel et al., 2013; Packer et al., 2013b; Woodroffe et al., 2014; Durant et al., 2015). Under certain circumstances, fences have the potential to provide significant benefits for both people and wildlife. Appropriately planned, designed, and maintained fences can mitigate human-wildlife conflicts precipitated by wild animals raiding crops, depredating livestock, and attacking people (Kioko et al., 2008; Sapkota et al., 2014; Miller et al., 2016), and thus play an important role in the conservation of large herbivores and carnivores (Ripple et al., 2014; Ripple et al., 2015; Trinkel et al., 2017). Fences can also reduce encroachment and poaching for bushmeat and other wildlife products (Hayward and Kerley, 2009; Hayward, 2012; Somers et al., 2012), which helps to

maintain biodiversity within PAs (Massey et al., 2014).

However, fences often have unintended ecological and social consequences. From an ecological perspective, fences can interfere with wildlife migrations and dispersals (Cushman et al., 2016), which can contribute to significant die-offs of ungulates and other animals when resources become locally scarce (Williamson and Mbano, 1988; Mbaiwa and Mbaiwa, 2006). This problem is likely to intensify as climate change increases the need for wildlife to travel further or find novel routes to obtain sufficient food or water (Shrader et al., 2010). By restricting wildlife mobility, fences also have the potential to increase and alter the distribution of grazing pressure within a PA (Chase and Griffin, 2009; Loarie et al., 2009; Vanak et al., 2010) and impact predator-prey interactions by modifying predation patterns (van Dyk and Slotow, 2003; Dupuis-Désormeaux et al., 2016b) and causing certain species of predators to exceed a PA's carrying capacity (Packer et al., 2013a). Further, by isolating populations, fences render wildlife vulnerable to

* Corresponding author at: 117-01 Park Lane South, Apt. D6F, Richmond Hill, NY 11418, USA.

E-mail addresses: adam.pekor@columbia.edu (A. Pekor), mflyman@gov.bw (M.V. Flyman), skasiki@kws.go.ke (S. Kasiki), kenneth.uiseb@met.gov.na (K. Uiseb), vincentv@ewt.org.za (V. van der Merve).

<https://doi.org/10.1016/j.biocon.2018.10.030>

Received 7 May 2018; Received in revised form 12 October 2018; Accepted 26 October 2018

0006-3207/© 2018 Elsevier Ltd. All rights reserved.

inbreeding and increase the need to manage small populations for genetic diversity (Trinkel et al., 2008; Miller et al., 2013).

From a social perspective, fences can infringe on land rights, limit the ability of people to access resources, interfere with travel routes, and generate conflicts with nearby communities (Twyman et al., 2001; Spierenburg and Wels, 2006; Hoole and Berkes, 2010). Fences are also vulnerable to vandalism, including the theft of wire that can be used to make snares—thereby exacerbating bushmeat hunting and undermining the conservation benefits that fences are often intended to provide (Gadd, 2012; Lindsey et al., 2012). Compounding these issues, fences can be expensive to construct and challenging to maintain, necessitating trade-offs between effectiveness, labour, and cost (Durant et al., 2015; Trinkel and Angelici, 2016).

Fencing is a particularly relevant management tool in Africa, where PAs containing large populations of megafauna often exist near human communities, leading to intense human-wildlife conflicts and threatening species with habitat loss, poaching, retaliatory killings for crop damage or livestock losses, and bushmeat hunting (Lindsey et al., 2017a). To date, the majority of Africa's wildlife fences have been constructed in Southern Africa and in Kenya (Trinkel and Angelici, 2016). However, support for fencing as a wildlife management tool continues to grow across the continent: in 2015 Malawi began fencing Liwonde National Park (African Parks, 2015); in 2016 Uganda's president promised to erect a fence around Queen Elizabeth National Park (Kahungo, 2016); and in 2017 Benin announced plans to fence 190 km of Pendjari National Park (Sasse, 2017).

Despite the recent attention focused on fencing, much remains unknown about its economic, ecological, and social impacts (Durant et al., 2015). In this study, we sought to shed light on these issues by surveying experts on fenced and unfenced PAs across Africa to identify the circumstances under which fencing might be an effective and appropriate conservation tool.

2. Methods

2.1. Expert surveys

We conducted two types of surveys regarding the use of fencing around African PAs (following the methods of Lindsey et al., 2017b). First, from 2015 to 2016, we conducted ‘unfenced surveys,’ whereby we surveyed experts familiar with unfenced PAs to assess whether and why they would support or oppose the use of fencing at their respective PAs. Second, from 2016 to 2017, we conducted ‘fenced surveys,’ whereby we surveyed experts at fenced PAs to assess the advantages, drawbacks, and management issues associated with the use of fencing. We conducted separate surveys because we sought to answer related but separate questions regarding fenced and unfenced PAs. Specifically, with respect to fenced PAs, we sought to assess various financial, social, and ecological issues related to the use of fencing where it currently exists; with respect to unfenced PAs, we sought to assess the circumstances under which fencing is desired or opposed, as well as the expected impacts of fencing at unfenced PAs and how they compare to the experienced impacts of fencing at fenced PAs. In addition, our survey of unfenced PAs was undertaken within a broader survey concerning lion conservation in general, and we built upon the availability of unfenced survey data to conduct a second survey for comparison against the characteristics of fenced PAs. Surveyed experts consisted of individuals with in-depth knowledge about the salient issues at a particular PA (Hagerman and Satterfield, 2014), including PA officers, managers, and researchers, and state wildlife authority officials. We identified PAs using snowball sampling (Knapp, 2012) and assessed state-run PAs as well as privately and communally run wildlife areas and conservancies (Lindsey et al., 2017b).

For unfenced PAs, our survey covered five topics about the PA in question: (1) general characteristics; (2) professional background of the respondent; (3) whether the respondent supported or opposed the use

of fencing; (4) whether various factors weighed in favour of or against the use of fencing; and (5) the intensity of various threats to the PA's wildlife. Estimates of PA budgets were based on Lindsey et al. (2017b) and converted to dollars per km of PA perimeter. For fenced PAs, survey questions covered 10 topics about the PA in question: (1) general characteristics; (2) professional background of the respondent; (3) reasons for the use of fencing; (4) pros and cons of fencing; (5) structure of fencing in place; (6) costs of fencing (converted to 2017 U.S. dollars); (7) inspection and maintenance of fencing; (8) effectiveness of fencing; (9) ecological impacts of fencing; and (10) vandalism and community issues.

Surveys included open-ended, closed-ended, and Likert-scale questions (Appendix S2). All surveys were conducted via phone and/or email. We surveyed one respondent for each PA except for a small number of unfenced PAs, where one respondent completed multiple surveys, and a small number of fenced PAs (6%; $n = 4$), where surveys were completed by more than one respondent. For PAs where respondents could not provide areas ($n = 3$) or perimeter lengths ($n = 9$), we obtained this information from the World Database on Protected Areas (IUCN/UNEP WCMC, 2007).

2.2. Statistical analysis

All statistical tests were performed using R (R version 3.4.4; R Development Core Team, 2016). Not all respondents answered all survey questions; accordingly, descriptive statistics are reported based on the number of responses received. We used non-parametric Wilcoxon rank-sum tests to compare support for fencing at unfenced PAs according to PA threats; fencing budget according to PA type (state-run versus non-state-run); fence maintenance according to PA type and fencing budget; and the estimated frequencies of wildlife escapes at PAs with and without predator-proof structures. We used ANOVA to compare the effectiveness of fencing at containing various wildlife species. We used Chi-square tests to compare the sufficiency of funding based on PA type and the frequency of fence inspection based on fencing budgets.

We ran two statistical analyses to explore which factors best predicted support for fencing in unfenced PAs and how these factors varied regionally. In each, we examined how support for fencing (binary variable of ‘support’ or ‘do not support’) varied with 14 predictor variables: PA shape (calculated as the ratio of perimeter/area); mean human density within 5 km of the PA (calculated using LandScan 2014™ High Resolution Global Population Dataset; available at <http://web.ornl.gov/sci/landscan>); mean cattle density within 5 km of the PA (calculated using data from Robinson et al., 2014); and threat scores (reported by respondents on a scale of 0–5) for human encroachment, livestock encroachment, bushmeat harvesting, commercial poaching, human-wildlife conflict, mining, logging, charcoal harvesting, trophy hunting, excessive ration hunting, and disease. For the first analysis, we built three nested logistic regression models to explore region-specific predictors of support for fencing: (1) a model based on data from all PAs in all regions ($n = 111$ PAs with complete predictor data); (2) a model containing data from PAs in East Africa ($n = 40$) and; (3) a model containing data from PAs in Southern Africa ($n = 55$). Following standard methods of multimodel inference, we ran univariate models of all covariates and retained models with some empirical support (ΔAIC_c of ≤ 7 ; Burnham and Anderson, 2004). Models were discarded if the candidate variable was correlated at $|r| \geq 0.70$ with stronger predictors (as determined by AIC_c). We then built multivariate models with all possible combinations of this variable set and ranked models by AIC_c , where lower AIC_c indicated better fit. We considered models with ΔAIC_c of < 7 to be strong predictors of support for fencing. Because PAs in West Africa showed unanimous support for fencing (support in all 10 PAs) and PAs in Central Africa showed near-unanimous lack of support for fencing (no support in 6 out of 7 PAs), these regions were not suitable candidates for multimodel inference. Consequentially, we conducted a second analysis using one-way ANOVA tests with ‘region’ as a

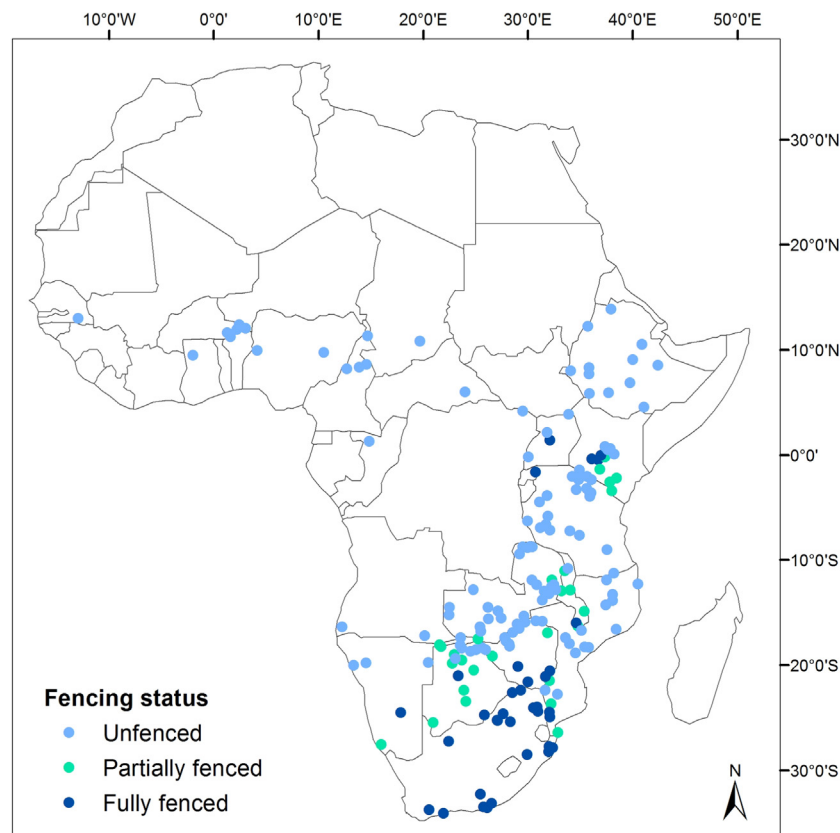


Fig. 1. Map of the 184 African protected areas (PAs) assessed, consisting of 121 unfenced (0% of perimeter fenced), 29 partially fenced (< 90% of perimeter fenced) and 34 fully fenced ($\geq 90\%$ of perimeter fenced) PAs.

blocking factor, followed by Tukey post-hoc tests, to compare differences among regions for each variable.

3. Results

We obtained data from experts regarding 121 unfenced PAs across 21 countries and 63 partially or fully fenced PAs across 10 countries, including state-run ($n = 115$ unfenced, $n = 35$ fenced), privately run ($n = 2$ unfenced, $n = 27$ fenced), and communally run ($n = 4$ unfenced, $n = 1$ fenced) PAs (Fig. 1; Appendix S1 in Supporting Information). Unfenced PAs ranged in size from 64 km^2 to $78,483 \text{ km}^2$ (median = 3046 km^2) and were significantly larger than partially or fully fenced PAs, which ranged from 37 km^2 to $52,800 \text{ km}^2$ (median = 600 km^2 ; $U = 1893$, $p < 0.001$). (Hereafter we refer to partially and fully fenced PAs collectively as “fenced PAs” unless otherwise noted). The greatest number of fenced PAs surveyed (29%) were in South Africa, where fencing is required by law for PAs containing certain species (Lindsey et al., 2012).

At fenced PAs, the extent of fencing ranged from 9 to 100% of the PA perimeter, with 46% of PAs being partially fenced (< 90% enclosed by fencing) and 54% fully fenced ($\geq 90\%$ enclosed by fencing). Fences at 21% of PAs had no functional electrification, while 65% had functional electrification across at least 90% of the fence. Minimum voltage was maintained at a mean of $6.1 \pm 1.7 \text{ SD kV}$ (range = $2.2\text{--}9.0 \text{ kV}$). The use of some form of predator-proofing to prevent lions (*Panthera leo*) and other species from digging under the fence (e.g., buried fencing, a rock apron, or electrified tripwire) was reported at 43% of PAs.

3.1. Benefits and drawbacks

At fenced PAs, respondents reported that fencing had been installed primarily to mitigate human-wildlife conflicts (52% of PA, $n = 32$).

However, the most cited benefit of fencing at fenced PAs was the demarcation of the PA boundary and/or the prevention of unlawful encroachment onto the PA (cited by 61% of respondents, $n = 37$), while the most cited drawback was cost (52%, $n = 30$). At unfenced PAs, respondents similarly favoured fencing as a means of demarcating the PA boundary or preventing unlawful encroachment (35% of PAs, $n = 39$), and considered the most significant drawback of fencing its potential to limit connectivity between wildlife populations (35%, $n = 39$; Fig. 2).

3.2. Costs and maintenance

Surveyed PAs varied in terms of fence height and materials and the use of electrification and predator-proof structures. Considering this variation, the reported cost of fence construction ranged substantially, from \$1816 to \$33,090 per km. However, because the fences in our study were constructed over several decades and we could not obtain data on the timing of expenditures, we were unable to determine actual costs of construction in 2017 U.S. dollars. Accordingly, we asked respondents to estimate how much the fence at their PA would cost if constructed ‘today’ (the year we administered our survey). The median estimated current cost of construction was \$9522 per km (interquartile range of \$5956 to \$12,100 per km).

The median annual budget for fence inspection and maintenance was \$174 per km (range of \$0 to \$1642 per km). Of those respondents who provided budget data, only 46% ($n = 23$) stated that the fencing budget at their PA was sufficient to adequately inspect and maintain the fence. Sufficient funding was more likely among non-state-run (15 out of 24) than state-run PAs (8 out of 26; $\chi^2 = 3.861$, $df = 1$, $p = 0.049$). The median stated annual budget required for adequate fence inspection and maintenance across all PAs was \$487 per km (range of \$80 to \$4241 per km). Of those PAs reporting both actual and necessary

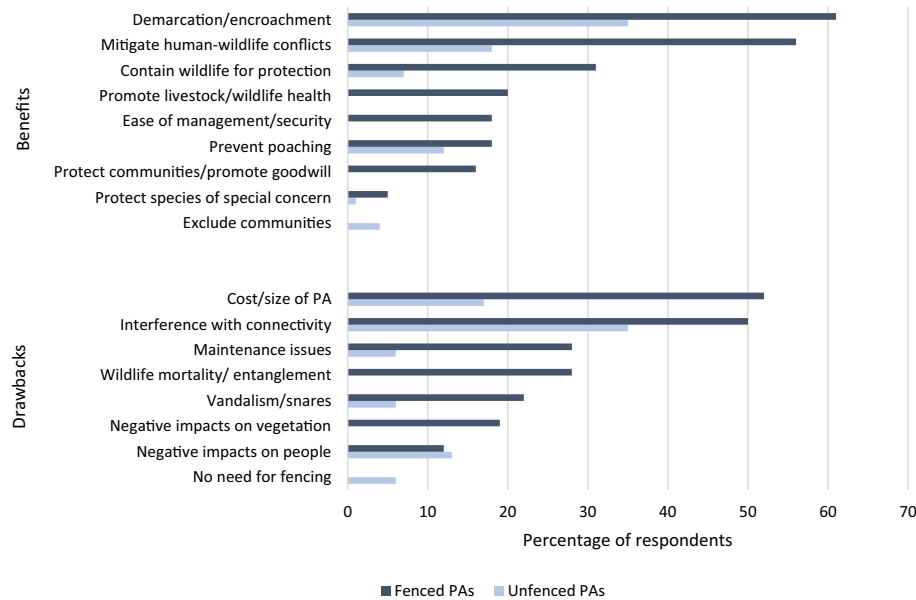


Fig. 2. Experienced and expected benefits and drawbacks of fencing cited by respondents from fenced and unfenced PAs, respectively.

fencing budgets, the amount necessary for adequate fence inspection and maintenance was at least double the budgeted amount in 85% of cases (11 out of 13 PAs).

Fences were better maintained at PAs with sufficient fencing budgets (mean self-assessed maintenance score = 4.6 ± 0.6 SD on a scale of 0–5) than at PAs without adequate budgets (mean = 3.1 ± 1.6 SD; $U = 483$, $p < 0.001$) and at non-state-run PAs (mean = 4.4 ± 0.8 SD) than at state-run PAs (mean = 3.1 ± 1.8 SD; $U = 280$, $p = 0.002$; Table 1). At 59% of fenced PAs ($n = 32$), fences were inspected at least daily, a frequency that was more likely at PAs with sufficient fencing budgets than at PAs without ($\chi^2 = 4.335$, $df = 1$, $p = 0.037$; Table 1). Wildlife was reported as the greatest source of damage to fences on a scale of 0–5 in terms of severity (mean = 3.0 ± 1.5 SD), followed by weather (mean = 2.2 ± 1.6 SD) and people (mean = 2.1 ± 1.6 SD). Thirty-three percent of respondents cited flooding and 11% cited vegetation short circuiting electrified wires as significant sources of fence damage.

3.3. Effectiveness

We assessed the effectiveness of fences erected primarily to mitigate human-wildlife conflict or contain a variety of wildlife species ($n = 48$; we excluded from this analysis fences that were erected primarily for narrow purposes, such as limiting the spread of disease between wildlife and livestock or containing specific species). These fences were most effective at containing rhinos (*Ceratotherium simum* and *Diceros bicornis*; mean of 0.03 ± 0.05 SD estimated escapes per month) and least effective at containing leopards (*P. pardus*; mean = 12.5 ± 14.6 SD estimated escapes per month) and digging species (e.g., warthogs [*Phacochoerus africanus*]; mean = 11.3 ± 14.0 SD estimated escapes per month; $F[2, 101] = 10.71$, $p < 0.001$; note that we did not survey respondents at unfenced PAs about wildlife movement).

Fencing materials and budgets strongly affected the ability of fences to contain wildlife. For example, PAs with predator-proof fences had fewer lion escapes than those without (mean = 0.08 ± 0.11 SD versus 6.96 ± 12.54 SD estimated escapes per month, respectively; $U = 72.5$, $p = 0.006$). Escapes by lions, elephants (*Loxodonta africana*), and leaping species (e.g., kudu [*Tragelaphus* sp.], impala [*Aepyceros melampus*]) were substantially lower at PAs with sufficient fencing budgets (as assessed by respondents) than at PAs without, although the differences were less pronounced for rhinos, buffaloes (*Syncerus caffer*),

hippos (*Hippopotamus amphibius*), leopards, and digging species (Fig. 3).

3.4. Ecological and social issues

Respondents from 60% of fenced PAs reported that fencing disrupted wildlife migrations and/or dispersals. Elephants were impacted at the most PAs (33%), followed by buffalo (13%), and wildebeest (*Connochaetes* sp.) (13%). Fences at 35% of PAs contained gaps intended to facilitate the passage of wildlife (primarily elephants) and/or people into and out of the PA, or to dissuade warthogs from digging under (and compromising) the fence. Several respondents commented that fencing had minimal impact on migration or dispersal because human use had already rendered the landscape surrounding the PA uninhabitable for wildlife.

Respondents from 64% of PAs ($n = 34$) perceived that local communities strongly supported fencing and 15% perceived that local communities were at least somewhat supportive of fencing. Only 11% of respondents perceived that local communities were either somewhat or strongly opposed to fencing. However, respondents from 36% of PAs reported that the use of fencing caused some form of conflict with a local community. Conflicts resulted from claims that fencing improperly limited community access to water, grazing areas, and other resources within the PA; perceived encroachment of fencing onto community land; unrealised expectations about the ability of fencing to mitigate human-wildlife conflicts; dissatisfaction with fence maintenance; politicisation of fencing; and the interference of fencing with travel routes. Among respondents from fenced PAs with nearby communities, 53% ($n = 33$) reported that portions of the fence at their PA had been vandalised for parts, including wire, solar panels, and offset brackets, and 37% ($n = 23$) reported that there was evidence that fencing materials had been used to construct snares.

3.5. Expert support for fencing

At fenced PAs, 61% of respondents ($n = 38$) strongly supported the use of fencing and another 16% at least somewhat supported the use of fencing at their PA. At unfenced PAs, 44% of respondents ($n = 53$) supported the use of fencing at their PA; of those, 90% favoured the use of partial rather than complete perimeter fencing. At unfenced PAs where respondents supported the use of fencing, the median PA budget was \$1421 per km (interquartile range of \$321–3098 per km), median

Table 1
Comparison of state-run and non-state-run protected areas (PAs) and PAs with and without sufficient fencing budgets. Average (mean ± SD) maintenance score was measured on a scale of 0 (extremely poor maintenance) to 5 (near-perfect maintenance). 'n' represents the number of PAs.

PA category	n _{PA}	Range of PA perimeter length (km)	Median fencing budget (\$/km)	Percent of PA perimeter		Percent of PAs		Fence inspected daily	Fence inspected irregularly/never	Fence disrupts wildlife migration/dispersal	Maintenance score
				> 90% fenced	> 90% fence electrified	Fence caused conflict with local communities	Fence vandalised for parts				
State-run	35	130–463	194	28	60	35	60	42	27	68	3.1 ± 1.8
Non-state	28	64–148	174	96	89	38	44	61	0	52	4.4 ± 0.8
Sufficient budget	23	78–201	349	73	87	33	48	74	0	45	4.6 ± 0.6
Insufficient budget	27	76–491	105	52	64	44	67	33	22	65	3.1 ± 1.6

PA area was 3365 km² (interquartile range of 1903–5890 km²), and median PA perimeter was 310 km (interquartile range of 206–431 km). Support for fencing was greatest in West Africa, where respondents from 100% of unfenced PAs (n = 10) favoured the use of fencing, and lowest in Central Africa, where only 14% (n = 1) did. In East and Southern Africa, support for fencing was comparable, with respondents from 36% (n = 15) and 34% (n = 27) of unfenced PAs favouring fencing, respectively.

The overall intensity of threats in a PA did not appear to affect support for fencing. At unfenced PAs, total threat score did not differ between PAs where respondents favoured the use of fencing (median [interquartile range] of 23.2 [17.5–27.5]) and those where respondents did not (median [interquartile range] of 18.4 [14.0–26.4]; U = 1828.5, p = 0.144). However, regression model and ANOVA results indicated that across unfenced PAs in all regions of Africa, support for fencing was associated with PAs with higher human and cattle density (within 5 km of PA boundary) and higher threats from bushmeat harvesting, livestock encroachment, and logging (p < 0.04, see Appendix S3 for detailed ANOVA results; Fig. 4; Table 2). In East Africa, support was associated with higher human and cattle density and threats from livestock encroachment, logging, commercial poaching, and disease. In Southern Africa, support was associated only with bushmeat harvesting, livestock encroachment, and logging. PA shape and threats from human-wildlife conflict, mining, charcoal extraction, trophy hunting, and excessive ration hunting were not associated with support for fencing in any region. Tukey tests revealed that all PA characteristics and threat scores based on support for fencing in West Africa differed greatly from PAs in other regions, whereas Central, East, and Southern Africa did not differ significantly (Appendix S3).

4. Discussion

The use of fencing is a divisive topic in the conservation community (Packer et al., 2013a; Creel et al., 2013; Packer et al., 2013b; Woodroffe et al., 2014). Our findings from 184 PAs across 23 countries inform the resolution of this controversy by identifying the circumstances under which fencing is likely to be an effective management tool and by clarifying the costs and benefits associated with its use. As explained below, we found that fences can play a key role in mitigating human-wildlife conflicts and preserving the boundaries of PAs in high human and livestock-density areas. Yet fences can also burden human communities and disrupt ecological processes and, importantly, are often too expensive for wildlife authorities to effectively maintain.

To our knowledge, our study represents the first attempt to report the distribution of fencing across Africa and to assess attitudes towards fencing among conservation professionals. Currently, fencing is largely limited to Southern Africa and parts of East Africa; however, as Africa's human population continues to grow (United Nations, 2017) and its landscapes become even more fragmented (Said et al., 2016), we expect the use of fencing to mitigate human-wildlife conflicts and protect isolated PAs in densely populated areas to become increasingly important and increasingly widespread.

As noted above, our results demonstrate that appropriately planned, designed, and maintained fences have the ability to mitigate human-wildlife conflicts, which can improve local livelihoods and limit the retaliatory killing of threatened species like elephants and lions (Lichtenfeld et al., 2015). This is evidenced by the strong community approval of fencing perceived by most respondents in our study, suggesting that fences can meaningfully limit the negative economic impacts of wildlife on people. By doing so, fencing can also generate other, less obvious benefits, such as improved relations between PAs and local communities, as communities may recognize and appreciate fencing as an effort by authorities to help protect people and their property (Fig. 2).

Fences are also an effective tool for limiting human and livestock encroachment onto a PA. Where a PA has no clearly demarcated

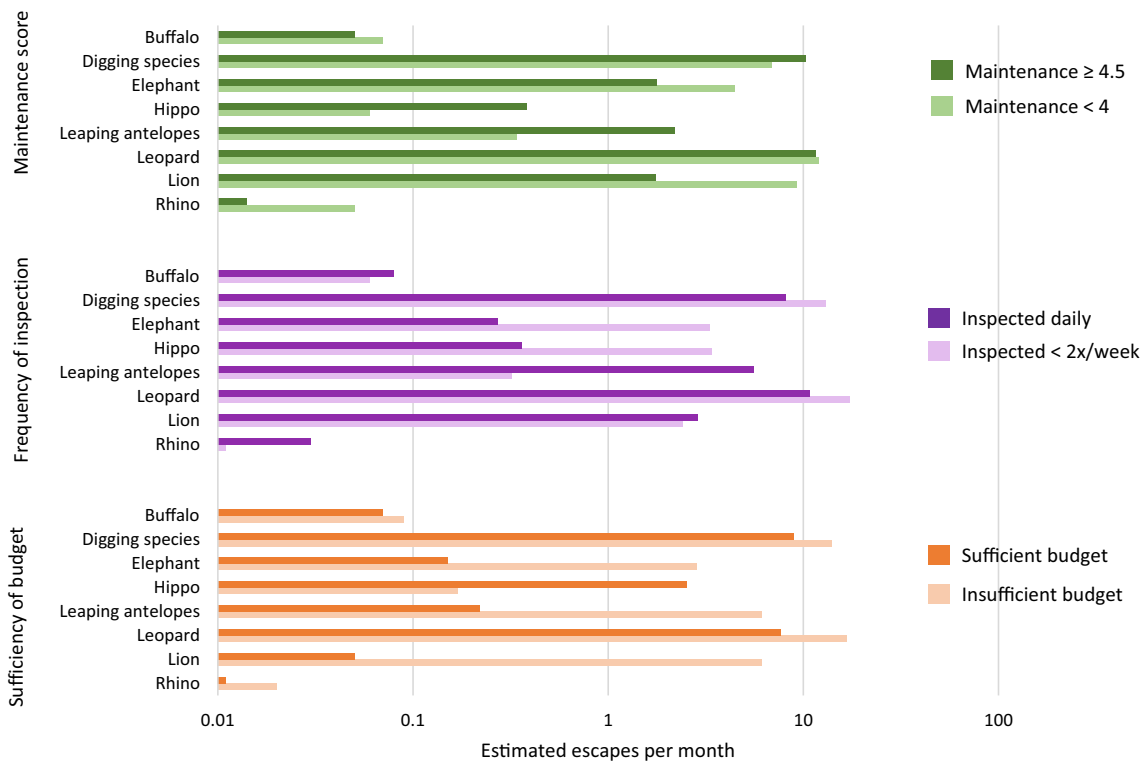


Fig. 3. Fences with poor care and investment, particularly infrequent inspections and insufficient budgets, lead to greater escapes by many wildlife species. Bars show the estimated escapes per month of various species or groups of species at fenced PAs based on (top) self-assessed maintenance score (≥ 4.5 = dark green, < 4 = light green; maintenance assessed on a scale of 0 [extremely poor maintenance] to 5 [near-perfect maintenance]); (middle) frequency of inspection (inspected at least daily = dark purple, inspected twice per week or less = light purple); and (bottom) sufficiency of fencing budget (sufficient budget = dark orange, insufficient budget = light orange). Sample includes only PAs erected primarily to mitigate human-wildlife conflict or contain a variety of wildlife species (i.e., not fences erected primarily for limited purposes such as preventing the spread of disease or containing specific species). (For interpretation of the references to colour in this figure legend, the reader is referred to the web version of this article.)

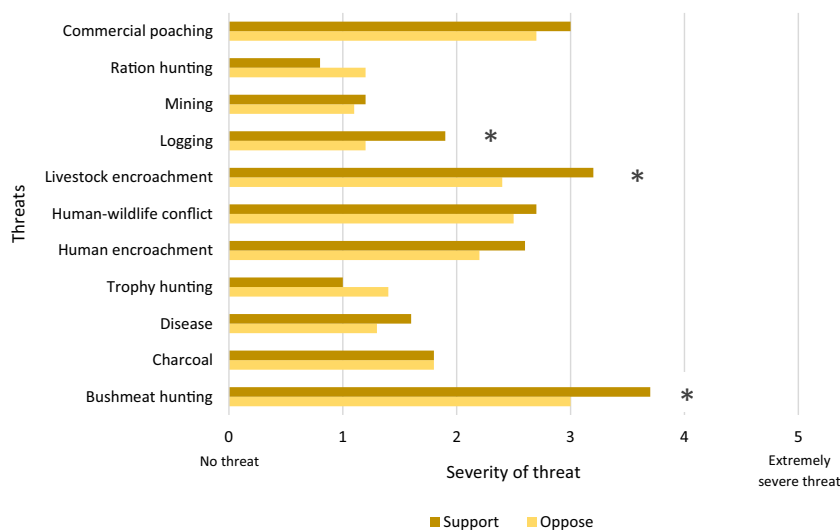


Fig. 4. Mean threat scores (on a scale of 0–5, with 0 indicating no threat and 5 indicating an extremely severe threat) to wildlife at unfenced PAs where respondents support ($n = 48$) and oppose ($n = 63$) the use of fencing. Asterisks indicate significant differences ($p < 0.05$) between PA respondents who support versus oppose fencing.

boundary, encroachment is more likely and, in some cases, may even be unintentional (Lindsey et al., 2012). Fences can limit this problem by creating both a physical and a psychological boundary to deter people and livestock from entering a PA; in fact, this was the most cited benefit of fencing in our study. This may explain the broad support for fencing among PAs in West Africa, where population densities are generally highest on the continent (World Bank, 2017) and where bushmeat hunting and livestock encroachment ranked as the leading PA threats. With Africa's population of 1.25 billion people projected to double by

2050 (United Nations, 2017), pressure from people and livestock is likely to increase in at least some PAs. In those cases, the ability of fencing to preserve the integrity of a PA's boundaries will likely become more important with time.

In other situations, however, the use of fencing would be clearly inappropriate—particularly if it would threaten the welfare of local people. Where a river forms part of a PA's boundary, for example, fencing the river inside the PA may prevent people from accessing a vital source of water (while fencing the river out would prevent wildlife

Table 2

Results of logistic regression identifying the predictor variables associated with support for fencing in protected areas (PAs) in different regions of Africa, showing the five most top-ranked multivariate models for each region. NA indicates the variable was not included in the model.

Region ^a	Model rank	df	logLik	AICc	ΔAICc	Human density	Cattle density	Bushmeat	Livestock encroachment	Logging	Commercial Poaching	Disease	(Intercept)
All regions (n = 111)	1	4	-68.28	144.94	0.00	NA	0.04	0.25	NA	0.21			-1.81
	2	4	-68.47	145.31	0.37	0.02	NA	0.23	NA	0.21			-1.82
	3	5	-67.49	145.55	0.61	0.01	0.02	0.26	NA	0.21			-1.98
	4	3	-69.69	145.60	0.66	NA	0.04	0.33	NA	NA			-1.75
	5	5	-67.53	145.64	0.70	NA	0.03	0.23	0.15	0.21			-2.10
East (n = 40)	1	4	-14.17	37.49	0.00	NA	0.11		NA	NA	1.59	1.71	-9.63
	2	5	-13.91	39.59	2.10	0.01	0.11		NA	NA	1.70	1.89	-10.56
	3	5	-14.08	39.92	2.43	NA	0.11		NA	0.13	1.53	1.68	-9.64
	4	5	-14.13	40.02	2.53	NA	0.11		0.12	NA	1.57	1.70	-10.04
	5	6	-13.85	42.25	4.76	0.01	0.11		0.14	NA	1.68	1.89	-11.06
Southern (n = 55)	1	2	-34.47	73.16	0.00			NA	NA	0.35			-1.03
	2	3	-33.40	73.27	0.11			NA	0.26	0.31			-1.43
	3	2	-35.22	74.67	1.51			NA	0.31	NA			-0.98
	4	3	-34.19	74.85	1.69			0.15	NA	0.29			-1.47
	5	3	-34.29	75.04	1.88			0.25	0.26	NA			-1.79

^a n = sample size of PAs with complete response data for predictor variables.

from accessing it). Interference with access to water was one of the primary sources of conflict caused by the fences in our study and, where that occurs, any benefits derived from fencing are likely to be outweighed by the undue burden imposed on the affected people. Moreover, fences are unlikely to be effective under such circumstances: notwithstanding the perceptions of strong community support for fencing shared by most respondents in our study, fences were still frequently vandalised. To many people, fences symbolise colonialism, appropriation, and exclusion (Spierenburg and Wels, 2006), and erecting a fence without accounting for the interests of—and engaging with—local communities increases the likelihood that it will be undermined (Lindsey et al., 2012). Working with communities in the design, alignment, and maintenance of fences, on the other hand, is likely to improve support for fencing (particularly where employment is created), increase its effectiveness as a barrier to encroachment, and reduce instances of vandalism.

Further, where long-term funding is doubtful, fences are likely to be a waste of both time and money. While the initial investment required erecting a fence varied widely among the PAs in our study, such expenditures represent only a portion of the overall costs of fencing. Based on the median estimated current construction cost from our survey (\$9522 per km) and the median estimated budget required for adequate inspection and maintenance (\$487 per km per year), the initial costs of construction will be equalled approximately every 20 years for a well-maintained fence. For the unfenced PAs in our study that supported fencing, the median PA budget was \$1421 per km of the PA's perimeter per year, meaning that adequate fence inspection and maintenance could require an annual budgetary increase of over 34% for a fully fenced PA (depending on the ability of fencing to offset other management costs; Packer et al. (2013a) note that fencing has the potential to significantly reduce the costs of successfully managing lion populations).

These costs represent a significant obstacle to adequate fence inspection and maintenance: respondents from less than half the fenced PAs we surveyed considered their PA's fencing budget to be sufficient—in most cases, less than half the amount required. Such budgetary shortfalls translate into infrequent fence inspections and poor fence maintenance. Among other things, underfunded PAs are ill-equipped to deal with issues like flooding, which was a problem at one-third of the PAs in our study and can damage or destroy fences, disrupt electrification, and make fences even more difficult to inspect and maintain (Garai and Carr, 2001; Slotow, 2012). As several respondents reported, without adequate maintenance, fences are largely ineffective at containing certain conflict-prone species like lions (Thouless and Sakwa, 1995; Graham et al., 2009; Kesch et al., 2015). However, even

with a well-maintained fence, containing lions can be challenging: maintenance efforts have minimal effect on the containment of digging species like warthogs (Fig. 3), and lions have been shown to readily use holes dug by other species (Kesch et al., 2014). In addition, because poorly maintained fences can introduce a vast supply of wire for making snares (Kesch et al., 2015; Kimanzi et al., 2015) and themselves become a source of conflict between communities and PA authorities (Anthony et al., 2010; Chaminuka, 2010), erecting and then ignoring a fence is likely to make matters worse than erecting no fence at all. Given that wildlife authorities across Africa are already struggling with significant expenses and inadequate budgets (Lindsey et al., 2017a; Lindsey et al., 2017b), high costs make fencing an unrealistic option for many PAs.

Where fences are affordable, their ability to contain wildlife varies with species. Fences were best at containing rhinos and buffaloes and worst at containing leopards and digging species. Further, the impact of budgets on the ability of fences to contain wildlife is highly species-dependent. For example, estimates of fence transgressions were 19 times higher for elephants and over 120 times higher for lions at PAs with insufficient fencing budgets. These conflict-prone species are particularly costly to contain because expensive electrification and predator-proof structures are often necessary for fencing them in. While our study did not assess the costs of managing human-wildlife conflicts at unfenced PAs, our data on the costs of constructing and maintaining fences and their perceived effectiveness at mitigating human-wildlife conflicts may help PA managers at unfenced PAs assess whether fencing is likely to be an efficient conflict-mitigation tool at their PA.

The ability of fences to contain wildlife also entails their potential to interfere with migrations and dispersals (Cushman et al., 2016; Newmark, 2008; Vanak et al., 2010), which was reported by respondents from 60% of the PAs in our study. Given the pernicious and ubiquitous effects of habitat fragmentation (Said et al., 2016), care should be taken to avoid further restricting landscape-level movements of wildlife where possible. In some cases, this may rule out the use of fencing altogether, as in Tanzania's Tarangire National Park, where wildlife rely heavily on seasonal dispersal areas outside the PA (Nelson et al., 2010). In other situations, maintaining wildlife movements may warrant the use of fence gaps, which can be placed to maximise opportunities for migration and dispersal and allow for the selective passage of species into and out of a PA, as in Kenya's Lewa Wildlife Conservancy (Dupuis-Désormeaux et al., 2016a).

However, in many places, large-scale movements of wildlife no longer exist due to human land conversion outside a PA. For these PAs, fences pose little risk of disturbing ecological processes, yet allow for the effective use of small "islands" of protected habitat by reducing

edge effects in high-human-density areas. Examples of this can be seen in the successes of Rwanda's Akagera National Park and Malawi's Majete National Park, and in various South African reserves, where fencing has rendered small PAs remarkably effective at conserving lions (Lindsey et al., 2012; Packer et al., 2013a), cheetahs (*Acinonyx jubatus*; Buk et al., in press), and wild dogs (*Lycaon pictus*; Davies-Mostert et al., 2009). Even in these cases, however, fences can have negative ecological consequences, such as by altering predator-prey interactions (Dupuis-Désormeaux et al., 2016b), reducing gene flow (Miller et al., 2013), and leading wildlife populations to exceed a PA's carrying capacity (Packer et al., 2013a). One option for limiting these consequences is to create secure fenced corridors between isolated PAs to allow for the reestablishment of wildlife migrations and dispersals. Such corridors could decrease the costs of managing fenced populations and create an interconnected landscape of fenced PAs. Alternatively, the impacts of fragmentation could be reduced by facilitating the movement of individual animals between PAs to mimic natural dispersal patterns (Davies-Mostert et al., 2009; Miller et al., 2015; Buk et al., in press). Examples of such "managed metapopulations" include black rhinos (Brooks, 1989; Foose et al., 1993) and white rhinos (Emslie et al., 2009) in Southern and East Africa and wild dogs in South Africa (Mills et al., 1998; Davies-Mostert, 2010).

We acknowledge several limitations in our results. Because a number of our survey questions required estimates and opinions, there is necessarily a degree of imprecision, bias, and subjectivity in our data. In addition, although we surveyed 184 total PAs, we were unable to obtain data from a number of fenced and unfenced PAs in Africa. Finally, with respect to the effectiveness and costs of fencing, our results did not account for wildlife population densities, PA shape, costs of managing specific issues such as human-wildlife conflict, and other factors that might influence the frequency of fence transgressions. However, because the respondents to our surveys are experts on their respective PAs, our results are nonetheless valuable in assessing the major pros, cons, and management issues associated with the use of fencing. Future research should build on our study to investigate these additional issues and other PAs to more fully inform our understanding of the role of fencing in PA management and conservation.

Our study demonstrates that conservation professionals working in a substantial proportion of unfenced PAs in Africa believe that fencing is currently needed or will be needed in the future. In particular, support for fencing is associated with high human and cattle densities within 5 km of a PA's boundary, and high threats from bushmeat harvesting, livestock encroachment, and logging. Although fencing has become a controversial topic, our results show that assessing the expediency of fencing at any PA requires a nuanced and pragmatic approach. In some cases, fencing may be a sensible option, particularly where local human and livestock densities are high and adequate budgets for maintenance exist. However, where wildlife movements would be disrupted, long-term funding is lacking, or communities oppose the idea, fencing will likely be inappropriate (although, in some cases, the use of partial rather than complete perimeter fencing may alleviate these challenges). Decision-makers considering the use of fencing should weigh the costs, benefits, and management issues discussed above to determine if fencing is likely to be an efficient, effective, and ethical tool given the specific conditions at their PA.

Acknowledgments

We thank the many respondents who contributed their valuable expertise to our study. Graham Connear provided feedback on the survey of fenced PAs and Kgotla Phale assisted with survey administration. JRBM was supported in part by Panthera and National Science Foundation Coupled Human and Natural Systems Grant 115057.

Declaration of interest statement

The authors declare that they do not have any actual or potential conflict of interests, including any financial, personal or other relationships with other people or organizations within three years of beginning the submitted work, that could inappropriately influence, or be perceived to influence, their work.

Appendix A. Supplementary data

Supplementary data to this article can be found online at <https://doi.org/10.1016/j.biocon.2018.10.030>.

References

- African Parks, 2015. Solution to human wildlife conflict under way at Liwonde National Park, Malawi. Available at: <https://www.africanparks.org/newsroom/press-releases/solution-human-wildlife-conflict-under-way-liwonde-national-park-malawi>, Accessed date: 3 June 2017.
- Anthony, B., Scott, P., Antypas, A., 2010. Sitting on the fence? Policies and practices in managing human-wildlife conflict in Limpopo Province, South Africa. *Conserv. Soc.* 8, 225–240.
- Brooks, M., 1989. Conservation Plan for the Black Rhinoceros (*Diceros bicornis*) in South Africa, the TBVC States and SWA/Namibia. Natal Parks Board.
- Buk, K., van der Merwe, V., Marnewick, K., Funston, P., 2018. Hope for Fragmented Populations: Progress and Lessons from the Transformation of Uncoordinated Reintroductions into a Managed Metapopulation of Cheetahs. (in press).
- Burnham, K.P., Anderson, Dr.R., 2004. Multimodel inference understanding AIC and BIC in model selection. *Sociol. Methods Res.* 33, 261–304.
- Chaminuka, P., 2010. What do the local communities say about fences? In: Ferguson, K., Hanks, J. (Eds.), *Fencing Impacts: A Review of the Environmental, Social, and Economic Impacts of Game and Veterinary Fencing in Africa With Particular Reference to the Great Limpopo and Kavango-Zambezi Transfrontier Conservation Areas*. Mammal Research Institute, Pretoria, pp. 53–55.
- Chase, M.J., Griffin, C.R., 2009. Elephants caught in the middle: impacts of war, fences and people on elephant distribution and abundance in the Caprivi Strip, Namibia. *Afr. J. Ecol.* 47, 223–233.
- Creel, S., Becker, M.S., Durant, S.M., M'Soka, J., Matandiko, W., Dickman, A.J., et al., 2013. Conserving large populations of lions - the argument for fences has holes. *Ecol. Lett.* 16, 1413–e3.
- Cushman, S.A., Elliot, N.B., MacDonald, D.W., Loveridge, A.J., 2016. A multi-scale assessment of population connectivity in African lions (*Panthera leo*) in response to landscape change. *Landscape Ecol.* 31, 1337–1353.
- Davies-Mostert, H.T., 2010. The Managed Metapopulation Approach for African Wild Dog (*Lycaon pictus*) Conservation in South Africa (Ph.D. Thesis). Uni. Oxford.
- Davies-Mostert, H.T., Mills, M.G.L., MacDonald, D.W., 2009. A critical assessment of South Africa's managed metapopulation recovery strategy for African wild dogs and its value as a template for large carnivore conservation elsewhere. In: Somers, M.J., Hayward, M. (Eds.), *The Reintroduction of Top-order Predators*. Wiley-Blackwell Publishing, Oxford, UK, pp. 10–42.
- R Development Core Team, 2016. R: A Language and Environment for Statistical Computing. R Foundation for Statistical Computing, Vienna, Austria.
- Dupuis-Désormeaux, M., Davidson, Z., Mwololo, M., Kisio, E., MacDonald, S.E., 2016a. Usage of specialized fence-gaps in a black rhinoceros conservancy in Kenya. *S. Afr. J. Wildl. Res.* 46, 22–32.
- Dupuis-Désormeaux, M., Davidson, Z., Pratt, L., Mwololo, M., MacDonald, S.E., 2016b. Testing the effects of perimeter fencing and elephant exclosures on lion predation patterns in a Kenyan wildlife conservancy. *PeerJ* 4, e1681.
- Durant, S.M., Becker, M.S., Creel, S., Bashir, S., Dickman, A.J., Beudels-Jamar, R.C., et al., 2015. Developing fencing policies for dryland ecosystems. *J. Appl. Ecol.* 52, 544–551.
- van Dyk, G., Slotow, R., 2003. The effects of fences and lions on the ecology of African wild dogs reintroduced to Pilanesberg National Park, South Africa. *Afr. Zool.* 38, 79–94.
- Emslie, R.H., Amin, R., Kock, R. (Eds.), 2009. Guidelines for the In Situ Re-introduction and Translocation of African and Asian Rhinoceros. IUCN, Gland, Switzerland.
- Ferguson, K., Hanks, J. (Eds.), 2010. *Fencing Impacts: A Review of the Environmental, Social, and Economic Impacts of Game and Veterinary Fencing in Africa with Particular Reference to the Great Limpopo and Kavango-Zambezi Transfrontier Conservation Areas*. Mammal Research Institute, Pretoria.
- Foose, T.J., Lacey, R.C., Brett, R., Seal, U.S., 1993. Kenya Black Rhino Metapopulation Workshop, Report. CBSG, Apple Valley.
- Gadd, M.E., 2012. Barriers, the beef industry and unnatural selection: a review of the impact of veterinary fencing on mammals in Southern Africa. In: Somers, M.J., Hayward, M. (Eds.), *Fencing for Conservation: Restriction of Evolutionary Potential or a Riposte to Threatening Processes?* Springer, New York, New York, USA, pp. 153–186.
- Garai, M.E., Carr, R.D., 2001. Unsuccessful introductions of adult elephant bulls to confined areas in South Africa. *Pachyderm* 31, 52–57.
- Graham, M.D., Gichohi, N., Kamau, F., Aike, G., Craig, B., Douglas-Hamilton, I., et al., 2009. The use of electrified fences to reduce human elephant conflict: a case study of the Ol Pejeta Conservancy, Laikipia District, Kenya. In: Working Paper 1, Laikipia

- Elephant Project, Nanyuki, Kenya.
- Hagerman, S.M., Satterfield, T., 2014. Agreed but not preferred: expert views on taboo options for biodiversity conservation, given climate change. *Ecol. Appl.* 24, 548–559.
- Hayward, M., 2012. Perspectives on fencing for conservation based on four case studies: marsupial conservation in Australian forests; bushmeat hunting in South Africa; large predator reintroduction in South Africa; and large mammal conservation in Poland. In: Somers, M.J., Hayward, M. (Eds.), *Fencing for Conservation: Restriction of Evolutionary Potential or a Riposte to Threatening Processes?* Springer, New York, New York, USA, pp. 7–20.
- Hayward, M.W., Kerley, G.I.H., 2009. Fencing for conservation: restriction of evolutionary potential or a riposte to threatening processes? *Biol. Conserv.* 142, 1–13.
- Hoole, A., Berkes, F., 2010. Breaking down fences: recoupling social-ecological systems for biodiversity conservation in Namibia. *Geoforum* 41, 304–317.
- IUCN/UNEP WCMC, 2007. World Database on Protected Areas, Version 2007, WCMC, Cambridge, UK, 2007. IUCN and UNEP-World Conservation Monitoring, UK, Cambridge.
- Kahungu, T., 2016. Museveni Pledges to Fence Queen Elizabeth National Park. Uganda Radio Network Available at: <https://ugandaradionetwork.com/story/museveni-to-put-electronic-fence-around-national-park>, Accessed date: 3 June 2017.
- Kesch, M.K., Bauer, D.T., Loveridge, A.J., 2014. Undermining game fences: who is digging holes in Kalahari sands? *Afr. J. Ecol.* 52, 144–150.
- Kesch, M.K., Bauer, D.T., Loveridge, A.J., 2015. Break on through to the other side: the effectiveness of game fencing to mitigate human-wildlife conflict. *Afr. J. Wildl. Res.* 45, 76–87.
- Kimanzi, J.K., Sanderson, R.A., Rushton, S.P., Mugo, M.J., 2015. Spatial distribution of snares in Ruma National Park, Kenya, with implications for management of the roan antelope *Hippotragus equinus langheldi* and other wildlife. *Oryx* 49 (2), 295–302.
- Kioko, J., Muruthi, P., Omondi, P., Chiyo, P.L., 2008. The performance of electric fences as elephant barriers in Amboseli, Kenya. *S. Afr. J. Wildl. Res.* 38, 52–58.
- Knapp, E., 2012. Why poaching pays: a summary of risks and benefits illegal hunters face in Western Serengeti, Tanzania. *Trop. Conserv. Sci.* 5, 434–445.
- Lichtenfeld, L.L., Trout, C., Kisimir, E.L., 2015. Evidence-based conservation: predator-proof bomas protect livestock and lions. *Biol. Conserv.* 24, 483–491.
- Lindsey, P.A., Masterson, C.L., Beck, A.L., Romañach, S., 2012. Ecological, social, and financial issues related to fencing as a conservation tool in Africa. In: Somers, M.J., Hayward, M. (Eds.), *Fencing for Conservation: Restriction of Evolutionary Potential or a Riposte to Threatening Processes?* Springer, New York, New York, USA, pp. 215–234.
- Lindsey, P.A., Chapron, G., Petracca, L.S., Burnham, D., Hayward, M.W., Henschel, P., et al., 2017a. Relative efforts of countries to conserve world's megafauna. *Global Ecol. Conserv.* 10, 243–252.
- Lindsey, P.A., Petracca, L.S., Funston, P.J., Bauer, H., Dickman, A., Everatt, K., et al., 2017b. The performance of African protected areas for lions and their prey. *Biol. Conserv.* 209, 137–149.
- Loarie, S.R., van Aarde, R.J., Pimm, S.L., 2009. Fences and artificial water affect African savannah elephant movement patterns. *Biol. Conserv.* 142, 3086–3098.
- Massey, A.L., King, A.A., Foufopoulos, J., 2014. Fencing protected areas: a long-term assessment of the effects of reserve establishment and fencing on African mammalian diversity. *Biol. Conserv.* 176, 162–171.
- Mbaiwa, J.E., Mbaiwa, I.O., 2006. The effects of veterinary fences on wildlife populations in Okavango Delta, Botswana. *Int. J. Wilderness* 12, 17–24.
- Miller, S.M., Bissett, C., Burger, A., Courtenay, B., Dickerson, T., Druce, D.J., et al., 2013. Management of reintroduced lions in small, fenced reserves in South Africa: an assessment and guidelines. *S. Afr. J. Wildl. Res.* 43, 138–154.
- Miller, S.M., Haper, C.K., Bloomer, P., Hofmeyr, J., Funston, P.J., 2015. Fenced and fragmented: conservation value of managed metapopulations. *PLoS One* 10 (12), e0144605. <https://doi.org/10.1371/journal.pone.0144605>.
- Miller, J.R.B., Stoner, K.J., Cejtin, M.R., Meyer, T.K., Middleton, A.D., Schmitz, O.J., 2016. Effectiveness of contemporary techniques for reducing livestock depredations by large carnivores. *Wildl. Soc. Bull.* 40, 806–815. <https://doi.org/10.1002/wsb.720>.
- Mills, M.G.L., Ellis, S., Woodroffe, R., Maddock, A., Stander, P., Rasmussen, G., Pole, A., et al., 1998. Population and Habitat Viability Assessment for the African Wild Dog (*Lycan pictus*) in Southern Africa. In: Final Workshop Report. IUCN/SSC Conservation Breeding Specialist Group, Apple Valley.
- Nelson, F., Foley, C., Foley, L., Leposo, A., Peterson, E.L.D., Peterson, M., et al., 2010. Payments for ecosystem services as a framework for community-based conservation in northern Tanzania. *Conserv. Biol.* 24, 78–85.
- Newmark, W.D., 2008. Isolation of African protected areas. *Front. Ecol. Environ.* 6, 321–328.
- Packer, C., Loveridge, A., Canney, S., Caro, T., Garnett, S.T., Pfeifer, M., et al., 2013a. Conserving large carnivores: dollars and fence. *Ecol. Lett.* 16, 635–641.
- Packer, C., Swanson, A., Canney, S., Loveridge, A., Garnett, S., Pfeifer, M., et al., 2013b. The case for fencing remains intact. *Ecol. Lett.* 16, 1414–e4.
- Ripple, W.J., Estes, J.A., Beschta, R.L., Wilmers, C.C., Ritchie, E.G., Hebblewhite, M., Berger, J., et al., 2014. Status and ecological effects of the world's largest carnivores. *Science* 343, 1–11. <https://doi.org/10.1126/science.1241484>.
- Ripple, W.J., Newsome, T.M., Wolf, C., Dirzo, R., Everatt, K.T., Galetti, M., Hayward, M.W., et al., 2015. Collapse of the world's largest herbivores. *Sci. Adv.* e1400103, 1.
- Robinson, T.P., William Wint, G.R., Conchedda, G., Van Boeckel, T.P., Ercoli, V., Palamara, E., et al., 2014. Mapping the global distribution of livestock. *PLoS One* 9. <https://doi.org/10.1371/journal.pone.0096084>.
- Said, M.Y., Ogutu, J.O., Kifugo, S.C., Makui, O., Reid, R.S., Leeuw, J., 2016. Effects of extreme land fragmentation on wildlife and livestock population abundance and distribution. *J. Nat. Conserv.* 34, 151–164.
- Sapkota, S., Aryal, A., Baral, S.R., Hayward, M.W., Raubenheimer, D., 2014. Economic analysis of electric fencing for mitigating human-wildlife conflict in Nepal. *J. Res. Ecol.* 5, 237–243.
- Sasse, A., 2017. Benin Moves to Save Part of West Africa's Last Big Wildlife Refuge. Reuters Available at: <https://www.reuters.com/article/us-benin-wildlife-idUSKBN18S603>, Accessed date: 3 June 2017.
- Shrader, A.M., Pimm, S.L., Aarde, R.J. Van, 2010. Elephant survival, rainfall and the confounding effects of water provision and fences. *Biodivers. Conserv.* 19, 2235–2245.
- Slotow, R., 2012. Fencing for purpose: a case study of elephants in South Africa. In: Somers, M.J., Hayward, M. (Eds.), *Fencing for Conservation: Restriction of Evolutionary Potential or a Riposte to Threatening Processes?* Springer, New York, New York, USA, pp. 91–104.
- Somers, M.J., Hayward, M. (Eds.), 2012. *Fencing for Conservation: Restriction of Evolutionary Potential or a Riposte to Threatening Processes?* Springer, New York, New York, USA.
- Somers, M.J., Gusset, M., Dalerum, F., 2012. Modelling the effect of fences on the viability of spatially structured populations of African Wild Dogs. In: Somers, M.J., Hayward, M. (Eds.), *Fencing for Conservation: Restriction of Evolutionary Potential or a Riposte to Threatening Processes?* Springer, New York, New York, USA, pp. 187–196.
- Spierenburg, M., Wels, H., 2006. Mapping and fencing in transfrontier conservation in Southern Africa. *Space Cult.* 9, 294–312.
- Thouless, C., Sakwa, J., 1995. Shocking elephants: fences and crop raiders in Laikipia District, Kenya. *Biol. Conserv.* 72, 99–107.
- Trinkel, M., Angelici, F., 2016. The decline in the lion population in Africa and possible mitigation measures. In: Angelici, F. (Ed.), *Problematic Wildlife*. Springer International Publishing, Switzerland, pp. 45–68.
- Trinkel, M., Ferguson, N., Reid, A., Reid, C., Somers, M., Turelli, L., et al., 2008. Translocating lions into an inbred lion population in the Hluhluwe-Imfolozi Park, South Africa. *Anim. Conserv.* 11, 138–143.
- Trinkel, M., Fleischmann, P.H., Slotow, R., 2017. Electrifying the fence or living with consequences? Problem animal control threatens the long-term viability of a free-ranging lion population. *J. Zool.* 301, 41–50.
- Twyman, C., Dougill, A., Sporton, D., Thomas, D., Taylor, P., 2001. Community fencing in open rangelands: self-empowerment in eastern Namibia. *Rev. Afr. Polit. Econ.* 28, 9–26.
- United Nations, Department of Economic and Social Affairs, Population Division, 2017. World population prospects: the 2017 revision, key findings and advance tables. In: Working Paper No. ESA/P/WP/248.
- Vanak, A.T., Thaker, M., Slotow, R., 2010. Do fences create an edge-effect on the movement patterns of a highly mobile mega-herbivore? *Biol. Conserv.* 143, 2631–2637.
- Williamson, D., Mbano, M., 1988. Wildebeest mortality during 1983 at Lake Xau, Botswana. *Afr. J. Ecol.* 26, 341–344.
- Woodroffe, R., Hedges, S., Durant, S.M., 2014. To fence or not to fence. *Science* 344, 46–48.
- World Bank, 2017. World Bank Database of Population Density (People per sq. km of Land Area, 2016). (Available at <https://data.worldbank.org/indicator/EN.POP.DNST>. (Last accessed 22 Sept. 2017)).